

NS-200FT

Industrial 10/100 Base-T to 100 Base-FT Fiber Optical Converter



Introduction:

The NS-200FT is an Ethernet (10/100Base-TX) to Fiber Optic (100Base-FX) converter. The Ethernet supports 10/100M auto-negotiation feature and auto MDI/MDIX function.

The NS-200FT operates at either half or full duplex mode. In full duplex mode, range is 2km with 62.5/ 125 μ m fiber cables; in half duplex mode, range is 412m with 62.5/ 125 μ m fiber cables.

It contains "soft start" function with overload protection, high-low voltage protection. The width of the NS-200FT is just 32.30 mm, so it can be used where space is important.

Features:

- Automatic MDI / MDI-X crossover for plug-and-play
- Each port supports both 10/100 Mbps speed auto negotiation
- Store-and-forward architecture
- Full duplex IEEE 802.3x and half duplex backpressure flow control
- Supports +10 ~ +30V DC voltage
- Supports operating temperatures from 0 $^{\circ}$ C ~ +70 $^{\circ}$ C
- DIN rail mount for industrial usage

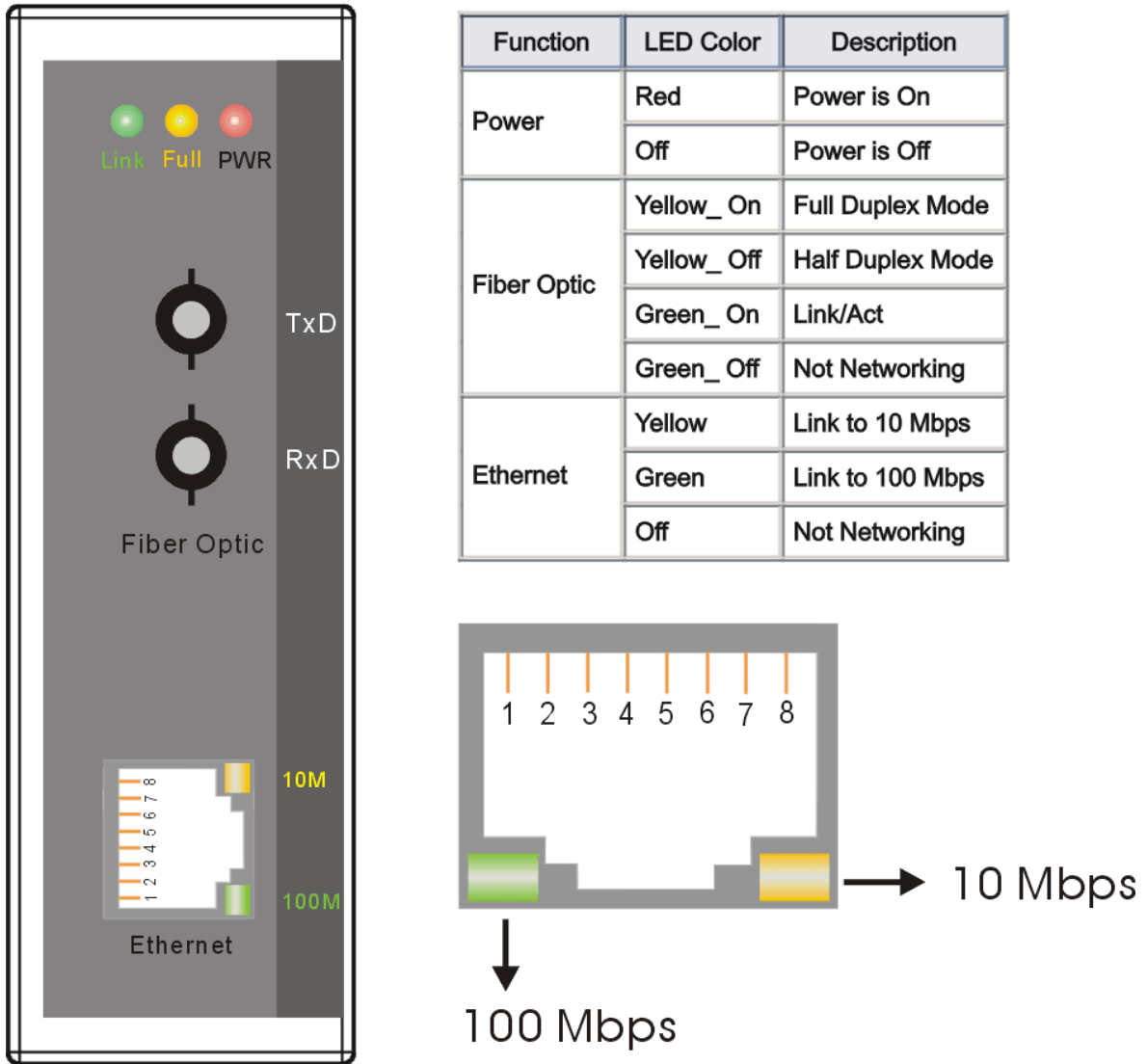
Specifications:

- Compatibility: IEEE 802.3, IEEE802.3u, And IEEE802.3x
- Interface: 10/100 Base-T and 100 Base-FT
- Ethernet Port: 10/100 Mbps x 1)
- Provides LEDs for network and power monitoring
- ESD Protection:
 - 4KV Contact Discharge
 - 4KV Air-Gap Discharge
- Fiber Optic Transmission distance:
 - Multi mode fiber: 50/125, 62.5/125 or 100/140 μ m
 - , 412 m for half duplex, 2 km
- Ethernet Cables:
 - 10 Base-T (Cat.3, 4, 5 UTP cable; 100m Max.)
 - 100 Base-T (Cat.5 UTP cable; 100m Max.)
- Environment:
 - Operating temperature: 0 $^{\circ}$ C ~ +70 $^{\circ}$ C
 - Storage Temperature: -20 ~ +85 $^{\circ}$ C
 - Relative Humidity: 10% to 90% non-condensing
- Dimensions: 32.30 x 99.00 x 77.50 mm (W x H x D)
- Power requirements: 10 to 30V DC (Removable Terminal Block)
- Power consumption: 0.12A@24Vdc (+/- 5%, arrowed)

LED functions:

Standard RJ45 female connectors are provided. A standard RJ45 plug cable is necessary to connect your device to the unit since switch that supports auto crossover. Figure1 shows the LED indicator functions. The module includes an internal.

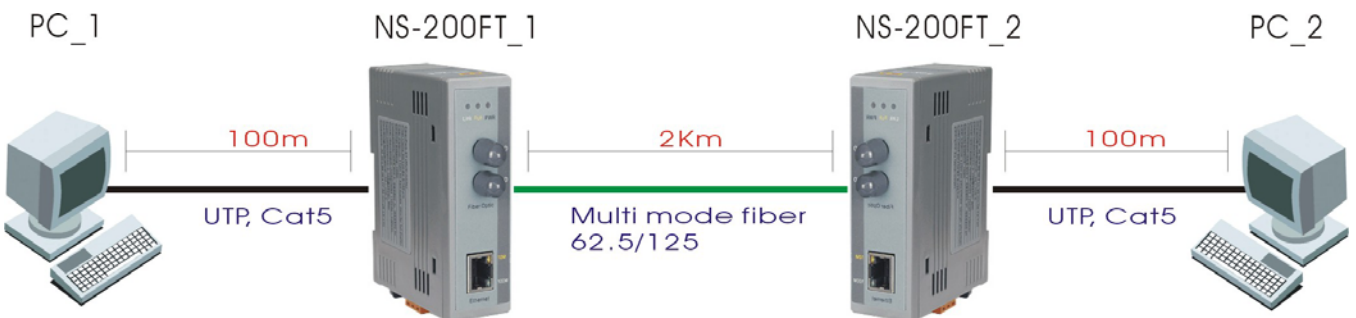
Figure1:



Application Note:

Figure 2 shows common media conversion system network topologies. This figure is a simple end-to-end configuration; it is easy way to verify proper operation of the media converter(s), assuming that the Network Interface Cards (NIC's) or Ethernet ports in each PC/workstation end link partner are properly configured.

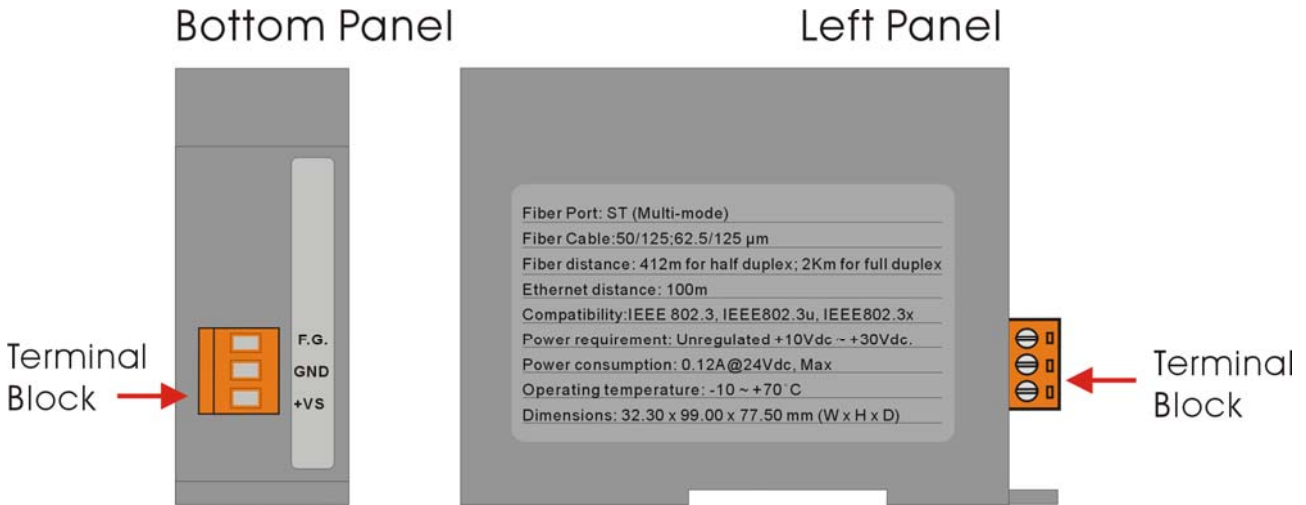
Figure2:



Checking Power:

Since the NS-200FT consumes 2.9W, ensure that your power supply is able to meet this demand. The Input voltage range is 10~30VDC.



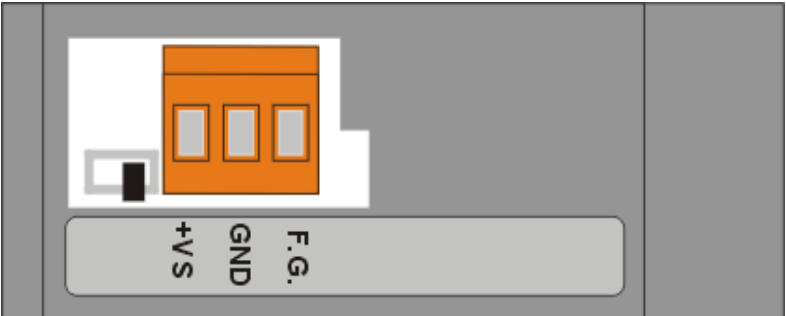

External power supply is connected using the removable terminal block as shown below:



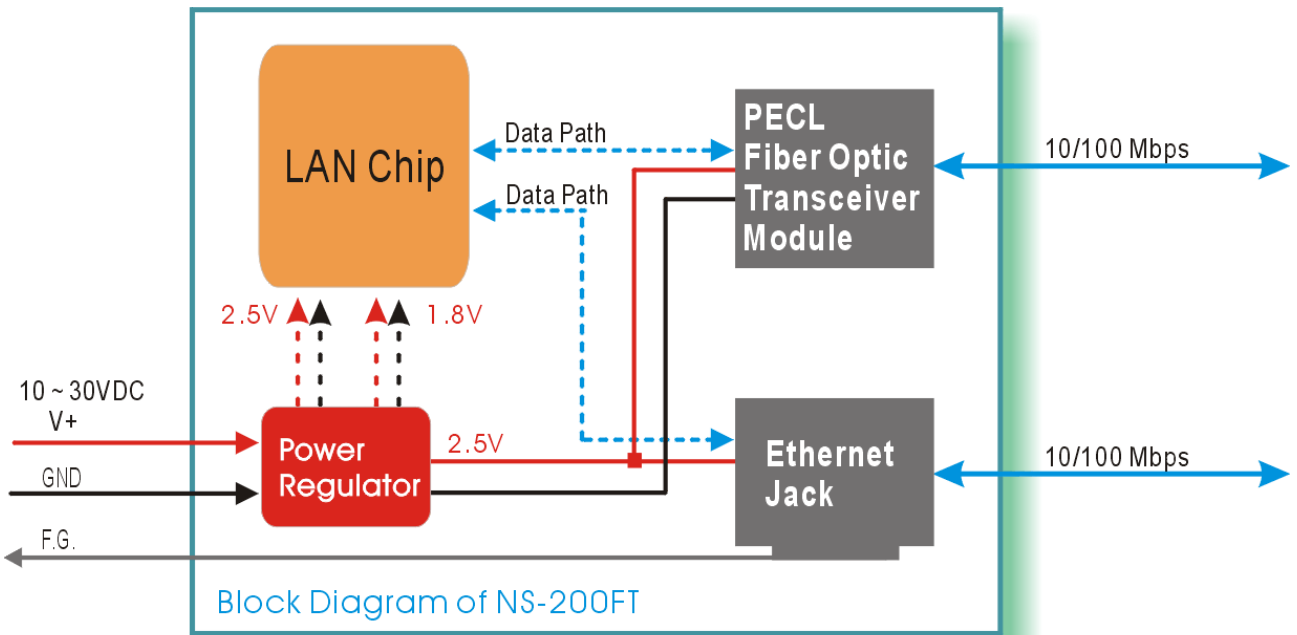
Full / Half-Duplex Selection:

There are two modes of data transmissions, full-duplex and half-duplex transmission. The data can be transmitted in both directions on a single carrier at the same time when you select Full-duplex mode. But the data can only be transmitted in one direction on a single carrier at the same time when you select Half-duplex mode. You may select Full or half-duplex mode according to your equipment requirement.

You can configure full or half-duplex NS-200FT via DIP –Switch. (Default: full-duplex).

DIP-Switch	Description
	<p>Full-duplex (Default) Transmission Distance: 2km</p>  DIP –Switch
	<p>Half-duplex Transmission Distance: 412m</p>  DIP –Switch

Block Diagram:



Dimensions:

The width of the NS-200FT is just 32.30 mm, so it can be used where space is important.

Profile Panel

Front Panel

